



OnElecs
Electrical Products



Electrical Product Catalogue

www.onelecs.com

About Us

OnElecs is a specialist provider of all Cable Connection, Protection and Management Solutions with its more than 15 years experience in the market. As well as our range of products, our number one priority is to provide our clients with exceptional customer service.

Our products range from Enclosures, Junction, Distribution & Socket Boxes, Cable Trunkings, Group Sockets, Ventilators, Cable Glands, Rigid & Flexible Conduits, Conduit Fittings, Switchers, Warning Lights & Indicators, Cable Lugs, Cable Terminals & Cable Ties, and much more. To meet your individual requirements, we also offer a wide variety of Customized Products such as Electrical Cables, Flat Cables and Cable Harnessing solutions.

Our products are used in many industries such as Control Panel Buildings; Rail and Signal Engineering Sector; Mechanical Equipment and Machine Production; Aviation and Aerospace Industries; Automotive Sector; Lighting and Electrical Installation Panels and General Construction and Industry Areas.



We may stock a wide range of products, to enable quick delivery service as per your half or whole year consumption in your country.

Please contact us with your requirement and we will be more than happy to assist you.

We have experience to **EXPORT**
more than **60**
COUNTRIES

Application Areas

With **OnElecs** we are providing Quality & Extensive Product Range, You will have chance to provide solutions to various Industrial Application and Projects...



Empowering Connections, Illuminating Solutions: Your One-Stop Provider for Special Cables, Electrical Panels, and Wiring Accessories



Contents



Nylon & Metal Enclosures

4-12




Nylon & Metal Cable Glands

13-25



Cable Trunkings

26-27



Electrical Panel Equipments

28-30



Plastic & Metal Flexible Conduits

31-43



Cable Ties

44-48



Cable Terminals & Cable Lugs

49-54



Cam Switches & Automation Products

55

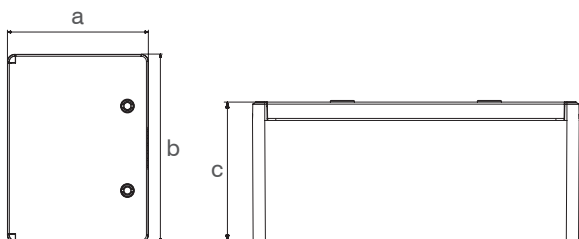
Watertight Boards - Blank / Transparent Door

Material: ABS for Board (Thermoplastic material)
Galvanised Steel for Base Plate
Stainless Steel for Screws

Temperature Range: -25°to +60 Operating Temp.

Ingress Protection Rating: IP65

- * 650C Glow wire test for Standard type
- * 960C Glow wire test for HF type
- * Plastic Locking system
- * Enclosures design for installation of DIN rails and terminals
- * Suitable for the assembly of low voltage switchgear equipment
- * Halogen Free
- * Color RAL7035 (L.Grey)
- * Unbreakable



* For **Nylon Base Plate**, pls contact with Sales Team!

Code Blank Door	Code Transparent Door	Dimensions			Pack pc.
		A mm	B mm	C mm	
OAB203013	OATB203013	200	300	130	1
OAB253515	OATB253515	250	350	150	1
OAB304017	OATB304017	300	400	170	1
OAB304022	OATB304022	300	400	220	1
OAB355019	OATB355019	350	500	190	1
OAB405018	OATB405018	400	500	180	1
OAB405024	OATB405024	400	500	240	1
OAB406020	OATB406020	400	600	200	1
OAB506022	OATB506022	500	600	220	1
OAB507025	OATB507025	500	700	250	1
OAB608026	OATB608026	600	800	260	1

* All other size options available upon request...

Accessories



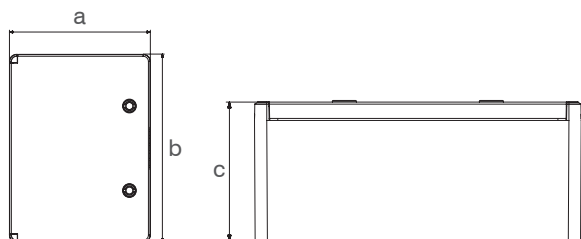
Distribution Boards with Din Rail Fixing

Material: ABS for Board (Thermoplastic material)
Galvanised Steel for Base Plate
Stainless Steel for Screws

Temperature Range: -25°to +60 Operating Temp.

Ingress Protection Rating: IP65

- * 650C Glow wire test for Standard type
- * 960C Glow wire test for HF type
- * Plastic Locking system
- * Enclosures design for installation of DIN rails and terminals
- * Suitable for the assembly of low voltage switchgear equipment
- * Halogen Free
- * Color RAL7035 (L.Grey)
- * Unbreakable



* All other size options available upon request...

Code Blank Door	Code Transparent Door	Dimensions			Pack pc.
		A mm	B mm	C mm	
ODB253515	ODTB253515	250	350	150	1
ODB304017	ODTB304017	300	400	170	1
ODB355019	ODTB355019	350	500	190	1
ODB406020	ODTB406020	400	600	200	1

DISTRIBUTION KIT



BOARD COMPONENTS



PANEL FILTER



HOLDER



Galvanised Mount Plate



Nylon Mount Plate

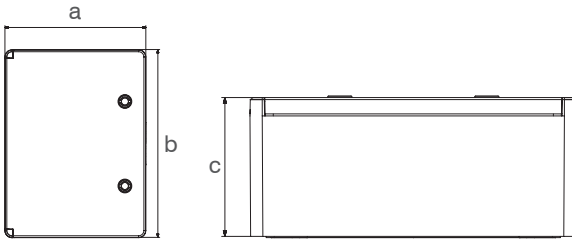
Glass Reinforced Polyester GRP Boards

Material: GRP for Board (Glass Reinforced Polyester)
Polyurethane Foam / EPDM for Gasket
Metal / Nylon for Locks

Temperature Range: -25° to +60 Operating Temp.

Ingress Protection Rating: IP65


- * Triangle, Butterfly, Springy, Compression Locking options
- * Plastic / Metal Locking system
- * Class II
- * Standards: EN61439 EN60670-1
- * Color RAL7035



Code	Dimensions		
	A mm	B mm	C mm
OGRPB192912	190	290	120
OGRPB203012	200	300	120
OGRPB213213	210	320	130
OGRPB223317	220	330	170
OGRPB253017	250	300	170
OGRPB304017	300	400	170
OGRPB326620	320	660	200
OGRPB355017	350	500	170
OGRPB406020	400	600	200
OGRPB507020	500	700	200
OGRPB608022	600	800	220

* All other size options available upon request...

* Mono or other phase Counter or Distribution Panels available upon request.



**WE ALSO
PROVIDE**

Metal Enclosures and Panels
Pls ask our Sales Team

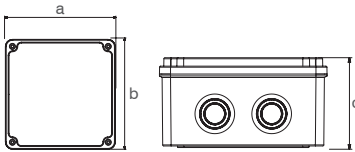
Junction Box - Blank / Transparent Cover

Material: ABS for Box (Thermoplastic material)
 Polycarbonate for Transparent Cover
 Nylon / Stainless Steel for Screws

Temperature Range: -25°to +60 Operating Temp.

Ingress Protection Rating: IP65

- * 650C Glow wire test
- * Knock-out / Cable sleeve Entries
- * Impact Resistant
- * Halogen Free
- * Color RAL7035 (L.Grey)
- * Unbreakable (IK07 / IK10)



* All other size options available upon request...



Code Blank Door	Code Transparent Door	Dimensions		
		A mm	B mm	C mm
OJB101050		100	100	50
OJB111174	OJTB111174	110	110	74
OJB121580	OJTB121580	120	150	80
OJB151580	OJTB151580	150	150	80
OJB191580	OJTB191580	190	150	80
OJB211274	OJTB211274	210	120	74
OJB202080	OJTB202080	200	200	80
OJB261580	OJTB261580	260	150	80
OJB282174	OJTB282174	280	210	74
OJB382890	OJTB382890	380	280	90



85x85x40

Square White Junction Box (IP40 Only)

OSJB858540



85x85x50

Square Junction Box (IP40 Only)

OSJB858550



85x85x50

Square Junction Box (IP40 Only)

OSJBW858550



80x120x55

Junction Box (IP40 Only)

OSJBW801255

OSJTBW801255

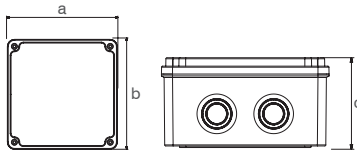
Junction Box Deep - Blank / Transparent Cover

Material: ABS for Box (Thermoplastic material)
 Polycarbonate for Transparent Cover
 Nylon / Stainless Steel for Screws

Temperature Range: -25° to +60 Operating Temp.

Ingress Protection Rating: IP65

- * 650C Glow wire test
- * Knock-out / Cable sleeve Entries
- * Impact Resistant
- * Halogen Free
- * Color RAL7035 (L.Grey)
- * Unbreakable (IK07 / IK10)



* All other size options available upon request...



Code Blank Door	Code Transparent Door	Dimensions		
		A mm	B mm	C mm
OJDB801212	OJTDB801212	80	120	120
OJDB111112	OJTDB111112	110	110	120
OJDB121514	OJTDB121514	120	150	140
OJDB151514	OJTDB151514	150	150	140
OJDB191514	OJTDB191514	190	150	140
OJDB211216	OJTDB211216	210	120	160
OJDB202016	OJTDB202016	200	200	160
OJDB261512	OJTDB261512	260	150	120
OJDB282116	OJTDB282116	280	210	160
OJDB382813	OJTDB382813	380	280	130



* Flush Mountings available upon request...

WE ALSO STOCK

Other Type of Boxes
 Pls ask our Sales Team



Aluminium Junction Boxes

Material: Aluminium for Box
PU for Gasket
Stainless Steel for Screws

Temperature Range: -40°to +80

Ingress Protection Rating: IP67 / 68

Impact Resistance: IK09

- * Earthing: Both on Cover & Base
- * Color RAL7040 (Grey)
- * Unbreakable (IK09)



IK09

IP67

* Other size options available upon request...

* All our enclosures can be customized as per your request and drawings.



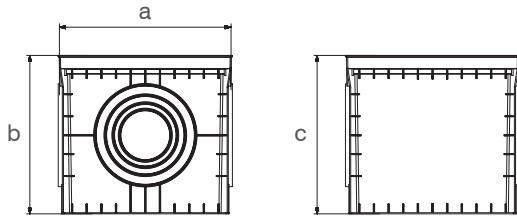
Code	Dimensions		
	mm	mm	mm
OAEB656540	65	65	40
OAEB651040	65	100	40
OAEB808060	80	80	60
OAEB808073	80	80	73
OAEB801360	80	130	60
OAEB801373	80	130	73
OAEB101073	100	100	73
OAEB101090	100	100	90
OAEB801760	80	170	60
OAEB801773	80	170	73
OAEB802373	80	230	73
OAEB101680	100	160	80
OAEB102080	100	200	80
OAEB122290	120	220	90
OAEB131390	130	130	90
OAEB131990	130	190	90
OAEB132390	130	230	90
OAEB142090	140	200	90
OAEB161690	160	160	90
OAEB162690	160	260	90
OAEB171990	170	190	90
OAEB181810	180	180	100
OAEB182810	180	280	100
OAEB192590	190	250	90
OAEB192511	190	250	110
OAEB193590	190	350	90
OAEB252511	250	250	110
OAEB314014	310	400	140

Manhole & Manhole Frame

Material: Plastic (Nylon)

Temperature Range: -25° to +60 Operating Temp.

Ingress Protection Rating: IP54



* All other size options available upon request...



Code Manhole	Code Manhole Frame	Dimensions		
		A mm	B mm	C mm
OMH202020	OMHF202020	200	200	200
OMH303030	OMHF303030	300	300	300
OMH404040	OMHF404040	400	400	400
OMH505050	OMHF505050	500	500	500

WE ALSO STOCK

Cable Ties See Page No

44-48



Distribution Boards

Material: ABS for Board (Thermoplastic material)
SAN for Cover



SURFACE MOUNTED IP40



FLUSH MOUNTED IP20



139x65x54
1-2 Plus Distribution Board S.M.

Code. Surface Mounted	Dimensions			Terminal
	A mm	B mm	C mm	
ODBSM1498143	140	98	143	
ODBSM149715	140	97,5	150	2 + 1
ODBSM1849914	184	99,5	140	3 + 2
ODBSM23110176	231	100	176	3 + 2
ODBSM29510221	295	100	221	7 + 2
ODBSM3910322	390	103	220	9 + 3
ODBSM29510337	295	100	337	(7 + 2)x2
ODBSM29510453	295	100	453	(7 + 2)x3
Flush Mounted				
ODBFM1098142	100	98	142	
ODBFM149815	140	98	150	2 + 1
ODBFM17610135	176	100	135	3 + 2
ODBFM2210169	220	100	169	3 + 2
ODBFM28410215	284	100	215	7 + 2
ODBFM36510212	365	103	212	9 + 3
ODBFM2841033	284	100	330	(7 + 2)x2
ODBFM2841044	284	100	446	(7 + 2)x3

* All other size options available upon request...



Code Manhole	Module
ODBIP2	2/4
ODBIP4	4
ODBIP8	8
ODBIP12	12
ODBIP26	26
ODBIP42	42

Industrial Socket Boxes w/w.o. holes

Material: ABS for Box (Thermoplastic material)
Stainless Steel for Screws

Temperature Range: -25° to +60 Operating Temp.

Ingress Protection Rating: IP65

- * 650C Glow wire test for Standard type
- * Halogen Free
- * Color RAL7035 (L.Grey)
- * Unbreakable



*** All other size options available upon request...**



SINGLE SOCKET BOX

Code: 214x128x120 mm.

OSSB21412812

SINGLE SOCKET BOX

Code: 260x150x120 mm.

OSSB261512

DOUBLE SOCKET BOX

Code: 288x218x124 mm.

OSSB28821812

QUART SOCKET BOX

Code: 380x280x130 mm.

OSSB382813



1x16A



3x25A



4x16A



4x32A



5x16A

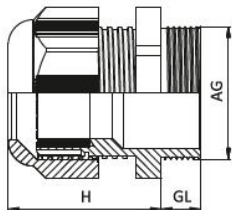


5x32A

Metric Nylon Cable Glands

Material: PA6 Nylon for Gland
 TPV for Seal
 NBR for o-ring (on request) TPV for washer (on request)
Temperature Range: -20° to +100 permanent
 up to +150 intermittent
Ingress Protection Rating: IP68 5 bar when it is used with o-ring or washer
Flame Retardancy: V2 according to UL94 / V0 (on request)
Standards: EN50262 Metric EN60423

- * Standard Metric threaded nylon cable glands
- * TPV sealing provide strong Cable Grip, Strain Relief and Superior Ingress Protection
- * With its unique Anti-Click design, provides Anti-Vibration
- * Easy Assembly
- * Halogen Free
- * Accessories such as locknut and o-ring must be ordered separately.



* Long thread ones (15 mm.) is supplied on request. Please add 'Long' after Part Code!

* Any other color can be supplied on request. Please add color name after Part Code!
 For example: MCG01-Black



* Some approvals do not cover all sizes!



Entry Thread Size	Light Grey RAL7035 Code	Cable Range		H mm	GL mm	Wrench mm
		Inch	mm.			
M 12 x 1,5	MCG01-L	.12-.26	3-6,5	24	8	15
M 16 x 1,5	MCG02-L	.15-.32	4-8	28	8	19
M 16 x 1,5	MCG03-L	.19-.39	5-10	29	10	22
M 20 x 1,5	MCG04-L	.15-.39	4-10	29	10	24
M 20 x 1,5	MCG05-L	.23-.47	6-12	29	10	24
M 20 x 1,5	MCG06-L	.39-.55	10-14	33	10	27
M 25 x 1,5	MCG07-L	.35-.67	9-17	38	10	33
M 25 x 1,5	MCG08-L	.51-.71	13-18	38	10	33
M 25 x 1,5	MCG09-L	.43-.67	11-17	35	10	29
M 25 x 1,5	MCG10-L	.35-.55	9-14	35	10	29
M 25 x 1,5	MCG11-L	.15-.39	4-10	32	10	29
M 25 x 1,5	MCG12-L	.23-.47	6-12	32	10	29
M 32 x 1,5	MCG13-L	.70-.98	18-25	41	10	42
M 40 x 1,5	MCG14-L	.87-1.26	22-32	51	10	53
M 50 x 1,5	MCG15-L	1.18-1.49	30-38	53	18	60
M 63 x 1,5	MCG16-L	1.33-1.73	34-44	55	18	70

PG Nylon Cable Glands

Material: PA6 Nylon for Gland
 TPV for Seal
 NBR for o-ring (on request) TPV for washer (on request)

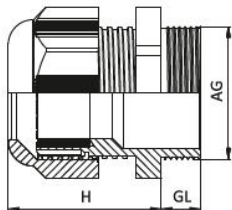
Temperature Range: -20° to +100 permanent
 up to +150 intermittent

Ingress Protection Rating: IP68 5 bar when it is used with o-ring or washer

Flame Retardancy: V2 according to UL94 / V0 (on request)

Standards: EEN50262 PG DIN40430

- * Standard PG threaded nylon cable glands
- * TPV sealing provide strong Cable Grip, Strain Relief and Superior Ingress Protection
- * With its unique Anti-Click design, provides Anti-Vibration
- * Easy Assembly
- * Halogen Free
- * Accessories such as locknut and o-ring must be ordered separately.



* Long thread ones (15 mm.) is supplied on request. Please add 'Long' after Part Code!

* Any other colors can be supplied as per request. Please add color name after Part Code! For example: PCG01-Black



* Some approvals do not cover all sizes!



Entry Thread Size	Light Grey RAL7035 Code	Cable Range		H mm	GL mm	Wrench mm
		Inch	mm.			
PG7	PCG01-L	.12-.26	3-6,5	24	8	15
PG9	PCG02-L	.15-.32	4-8	28	8	19
PG11	PCG03-L	.19-.39	5-10	29	8	22
PG13,5	PCG04-L	.15-.39	4-10	29	9	24
PG13,5	PCG05-L	.23-.47	6-12	29	9	24
PG16	PCG06-L	.39-.55	10-14	33	9	27
PG21	PCG07-L	.35-.67	9-17	38	11	33
PG21	PCG08-L	.51-.71	13-18	38	11	33
PG29	PCG09-L	.70-.98	18-25	41	11	42
PG36	PCG10-L	.87-1.26	22-32	51	13	53
PG42	PCG11-L	1.18-1.49	30-38	55	13	60
PG48	PCG12-L	1.33-1.73	34-44	55	14	65

NPT Nylon Cable Glands

Material: PA6 Nylon for Gland

CR for Seal

NBR for o-ring (on request) TPV for washer (on request))

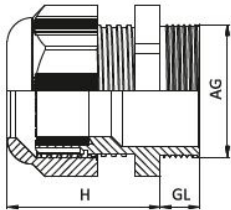
Temperature Range: -20° to +100 permanent
up to +150 intermittent

Ingress Protection Rating: IP68 5 bar when it is used with o-ring or washer

Flame Retardancy: V2 according to UL94 / V0 (on request)

Standards: NPT ANSI B1.20.1

- * Standard NPT threaded nylon cable glands
- * CR sealing provide strong Cable Grip, Strain Relief and Superior Ingress Protection
- * With its unique provides Anti-Vibration
- * Easy Assembly
- * Halogen Free
- * Accessories such as locknut and o-ring must be ordered separately.



* Any other colors can be supplied as per request. Please add color name after Part Code!
For example: NCG01-Black



* Some approvals do not cover all sizes!



Entry Thread Size	Light Grey RAL7035 Code	Cable Range		H	GL	Wrench
		Inch	mm.	mm	mm	mm
NPT 3/8"	NCG01-L	.12-.28	3-7	32.2	15	22
NPT 3/8"	NCG02-L	.19-.39	5-10	32.2	15	22
NPT 1/2"	NCG03-L	.20-.35	5-9	32.4	15	24
NPT 1/2"	NCG04-L	.23-.47	6-12	32.4	15	24
NPT 1/2"	NCG05-L	.28-.47	7-12	31.9	15	27
NPT 1/2"	NCG06-L	.39-.55	10-14	31.9	15	27
NPT 3/4"	NCG07-L	.35-.63	9-16	38.4	15	33
NPT 3/4"	NCG08-L	.51-.71	13-18	38.4	15	33
NPT 1"	NCG09-L	.47-.79	12-20	43.3	18	42
NPT 1"	NCG010-L	.70-.98	18-25	43.3	18	42

PG/Metric/NPT Strain Relief Cable Glands

Material: PA6 Nylon)for Gland

TPV for Seal

NBR for o-ring (on request) TPV for washer (on request))

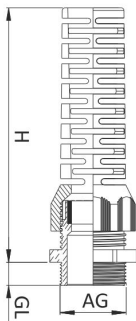
Temperature Range: -20°to +100 permanent
up to +150 intermittent

Ingress Protection Rating: IP68 5 bar when it is used with o-ring or washer

Flame Reterdancy: V2 according to UL94 / V0 (on request)

Standards: EN50262 PG DIN40430

- * Standard PG/Metric/NPT threaded nylon cable glands
- * TPV sealing provide strong Cable Grip, Strain Relief and Superior Ingress Protection
- * With its unique design, provides excellent cable bending protection
- * Easy Assembly
- * Halogen Free
- * Accessories such as locknut and o-ring must be ordered separately.



* Long thread ones (15 mm.) is supplied on request. Please add 'Long' after Part Code!

* Any other colors can be supplied as per request. Please add color name after Part Code! For example: PSCG01-Black



* NPT Thread available on request!

Entry Thread Size	Light Grey RAL7035 Code	Cable Range		H mm	GL mm	Wrench mm
		Inch	mm.			
PG7	PSCG01-L	.12-.26	3-6,5	57	8	15
PG9	PSCG02-L	.15-.32	4-8	70	8	19
PG11	PSCG03-L	.19-.39	5-10	81	8	22
PG13,5	PSCG04-L	.15-.39	4-10	89	9	24
PG13,5	PSCG05-L	.23-.47	6-12	89	9	24
PG16	PSCG06-L	.39-.55	10-14	107	9	27
PG21	PSCG07-L	.35-.67	9-17	124	11	33
PG21	PSCG08-L	.51-.71	13-18	124	11	33
M12x1,5	MSCG01-L	.12-.26	3-6,5	57	8	15
M16x1,5	MSCG02-L	.15-.32	4-8	70	8	19
M16x1,5	MSCG03-L	.19-.39	5-10	81	10	22
M20x1,5	MSCG04-L	.15-.39	4-10	89	10	24
M20x1,5	MSCG05-L	.23-.47	6-12	89	10	24
M20x1,5	MSCG06-L	.39-.55	10-14	107	10	27
M25x1,5	MSCG07-L	.35-.67	9-17	124	10	33
M25x1,5	MSCG08-L	.51-.71	13-18	124	10	33

PG/MetricRJ45 Cable Glands

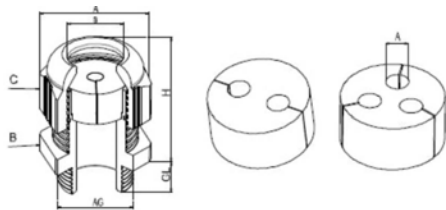
Material: PA6 Nylon / Brass / Stainless Steel for Gland
TPV for Seal
NBR for o-ring (on request for nylon glands)

Temperature Range: -20°to +100 permanent
up to +150 intermittent

Flame Reterdancy: V2 according to UL94 / V0 (on request)



- * RJ45 PG/Metric/NPT threaded nylon or metal cable glands
- * TPV sealing provide strong Cable Grip, Strain Relief and Superior Ingress Protection
- * With its unique design, provides excellent cable bending protection
- * Easy Assembly
- * Halogen Free
- * Accessories such as locknut and o-ring must be ordered separately.



* Long thread ones (15 mm.) is supplied on request. Please add 'Long' after Part Code!

* Any other colors can be supplied as per request. Please add color name after Part Code! For example: PRJCG01-Black

* NPT Thread available on request!

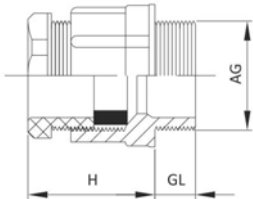
Entry Thread Size	Light Grey RAL7035 Code	A	H	GL	Wrench
		mm	mm	mm	mm.
PG13,5	PRJCG01-L	5	29	9	24
PG16	PRJCG02-L	5	33	9	27
PG21	PRJCG03-L	5	38	11	33
PG21	PRJCG04-L	2x5	38	11	33
PG21	PRJCG05-L	3x5	38	11	33
PG29	PRJCG06-L	5	41	11	42
M20x1,5	MRJCG01-L	5	29	10	24
M20x1,5	MRJCG02-L	5	33	10	27
M25x1,5	MRJCG03-L	5	38	10	33
M25x1,5	MRJCG04-L	2x5	38	10	33
M25x1,5	MRJCG05-L	3x5	38	10	33
M32x1,5	MRJCG06-L	5	41	10	42
	Brass Code				
M20x1,5	MRJBCG01	5	26,5	8	22
M25x1,5	MRJBCG02	5	28	8	27-24
M32x1,5	MRJBCG03	5	31,5	9	34
M32x1,5	MRJBCG04	2X5	31,5	9	34
M32x1,5	MRJBCG05	3X5	31,5	9	34
M40x1,5	MRJBCG06	5	38	9	43-40

PG/Metric/DIN Type Cable Glands

Material: PA6 Nylon +30% GF)for Gland
 TPV for Seal
 NBR for o-ring (on request) Polystyrene for inner washer
Temperature Range: -20°to +100 permanent
Ingress Protection Rating: IP54
Flame Reterdancy: V2 according to UL94
Standards: DIN Type PG / Metric



- * PG/Metric threaded DIN type nylon cable glands
- * Accessories such as locknut and o-ring must be ordered separately.



*** Other colors can be supplied as per request. Please add color name after Part Code!!**
For example: PDCG01-Black

Entry Thread Size	Light Grey RAL7035 Code	Cable Range		H	GL	Wrench
		Inch	mm.	mm	mm	mm
PG7	PDCG01-L	.14-.24	3,5-6	21	8	15
PG9	PDCG02-L	.18-.28	4,5-7	22	8	19
PG11	PDCG03-L	.24-.35	6-9	22	8	22
PG13,5	PDCG04-L	.31-.51	8-13	26	9	24
PG16	PDCG05-L	.43-.55	11-14	28	10	27
PG21	PDCG06-L	.55-.71	14-18	32	11	33
PG29	PDCG07-L	.71-.98	18-25	35	11	42
PG36	PDCG08-L	.98-1.26	25-32	39	13	53
M12x1,5	MDCG01-L	.14-.24	3,5-6	21	8	15
M16x1,5	MDCG02-L	.18-.28	4,5-7	22	8	19
M16x1,5	MDCG03-L	.24-.35	6-9	22	8	22
M20x1,5	MDCG04-L	.31-.51	8-13	26	9	24
M20x1,5	MDCG05-L	.43-.55	11-14	28	10	27
M25x1,5	MDCG06-L	.55-.71	14-18	32	11	33

WE ALSO STOCK

NYLON ELBOW CABLE GLANDS
 Pls ask our Sales Team



PG/Metric/NPT Locknuts

Material: PA6 Nylon +30% GF

Temperature Range: -20° to +100 permanent

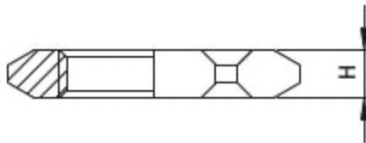
Flame Retardancy: V2 according to UL94

- * For tightening of cable glands
- * Halogen Free



* Please add 'F' for Flanged ones after Part Code!!
For example: PLN01-L-F

* Other colors can be supplied as per request.
Please add color name after Part Code!!
For example: PLN01-Black



* NPT Thread available on request!

Entry Thread Size	Light Grey RAL7035 Code	H	Wrench
		mm	mm
PG7	PLN01-L	5	19
PG9	PLN02-L	5	19
PG9	PLN03-L	5	22
PG11	PLN04-L	5	24
PG13,5	PLN05-L	6	27
PG16	PLN06-L	6	30
PG21	PLN07-L	7	36
PG29	PLN08-L	7	46
PG36	PLN09-L	8	60
PG42	PLN10-L	8	65
PG48	PLN11-L	8	70
M12x1,5	MLN01-L	5	18
M16x1,5	MLN02-L	5	22
M20x1,5	MLN03-L	6	26
M25x1,5	MLN04-L	6	32
M32x1,5	MLN05-L	7	41
M40x1,5	MLN06-L	7	50
M50x1,5	MLN07-L	8	60
M63x1,5	MLN08-L	8	75

PG/Metric Stopper Plugs

Material: PA6 Nylon

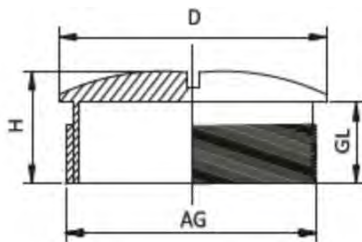
Temperature Range: -20° to +100 permanent

Flame Retardancy: V2 according to UL94

Ingress Protection Rating: IP54 / IP68 with o-ring

* For closing unused holes

* Halogen Free



* Other colors can be supplied as per request. Please add color name after Part Code!!
For example: PSP01-Black

Entry Thread Size	Light Grey RAL7035 Code	H	GL	D
		mm	mm	mm
PG7	PSP01-L	8	6	15
PG9	PSP02-L	8,2	6	19
PG11	PSP03-L	8,5	6	22
PG13,5	PSP04-L	8,5	6	25
PG16	PSP05-L	8,5	6	27
PG21	PSP06-L	12	8	33
PG29	PSP07-L	11,3	8	44
PG36	PSP08-L	14,3	10	55
M12x1,5	MSP01-L	8,5	6	15
M16x1,5	MSP02-L	10	7	20
M20x1,5	MSP03-L	10	7	24
M25x1,5	MSP04-L	14	10	30
M32x1,5	MSP05-L	14	10	37
M40x1,5	MSP06-L	15	10	46

Metric Metallic Cable Glands

Material: Nickel Plated Brass / AISI303 or 316L SS for Gland
 TPV for Seal
 PA6 Nylon for Clamping Insert
 NBR for o-ring

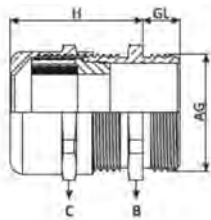
Temperature Range: -20° to +100 permanent
 -40° to +150 intermittent

Ingress Protection Rating: IP68 5 bar

Flame Retardancy: V2 according to UL94

Standards: DIN EN 62444/50262 Metric EN 60423

- * Metric threaded metallic cable glands
- * TPV sealing provide strong Cable Grip, Strain Relief and Superior Ingress Protection
- * For standard industrial applications in harsh environments.
- * Easy Assembly
- * Accessories such as locknut must be ordered separately.



* For AISI 316L Stainless Steel ones
 Please add '316' after Part Code!

* For 25mm thread length please add
 '25' after Part Code!

* All other size and cable dia. options
 available upon request...



* Some approvals do not cover all sizes!

* NPT Thread available on request!

Entry Thread Size	Code Brass	Code Stainless Steel	Cable Range		H mm	GL mm	Wrench Size	
			Inch	mm.			B mm.	C mm.
M12x1,5	MBCG01	MSSCG01	.12-.26	3-6,5	22	6	14	14
M16x1,5	MBCG02	MSSCG02	.15-.32	4-8	23	7	18	17
M20x1,5	MBCG03	MSSCG03	.15-.39	4-10	26,5	8	22	22
M20x1,5	MBCG04	MSSCG04	.23-.47	6-12	26,5	8	22	22
M25x1,5	MBCG05	MSSCG05	.39-.55	10-14	28	8	27	24
M32x1,5	MBCG06	MSSCG06	.51-.71	13-18	31,5	9	34	30
M40x1,5	MBCG07	MSSCG07	.70-.98	18-25	38	9	43	40
M50x1,5	MBCG08	MSSCG08	.87-1.26	22-32	43	9	55	50
M63x1,5	MBCG09	MSSCG09	1.30-1.73	33-44	48	14	68	64
M12x1,5	MBCG10	MSSCG10	.12-.26	3,5-6	22	12	14	14
M16x1,5	MBCG11	MSSCG11	.15-.32	4-8	23	12	18	17
M20x1,5	MBCG12	MSSCG12	.15-.39	4-10	26,5	12	22	22
M20x1,5	MBCG13	MSSCG13	.23-.47	6-12	26,5	12	22	22
M25x1,5	MBCG14	MSSCG14	.39-.55	10-14	28	12	27	24
M32x1,5	MBCG15	MSSCG15	.51-.71	13-18	31,5	14	34	30
M40x1,5	MBCG16	MSSCG16	.70-.98	18-25	38	14	43	40
M50x1,5	MBCG17	MSSCG17	.87-1.26	22-32	43	14	55	50
M63x1,5	MBCG18	MSSCG18	1.30-1.73	33-44	48	18	70	64

PG Metallic Cable Glands

Material: Nickel Plated Brass / AISI303 or 316L SS for Gland
 TPV for Seal
 PA6 Nylon for Clamping Insert
 NBR for o-ring

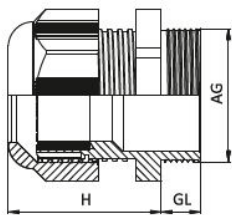
Temperature Range: -20° to +100 permanent
 -40° to +150 intermittent

Ingress Protection Rating: IP68 5 bar

Flame Retardancy: V2 according to UL94

Standards: DIN EN 62444/50262 PG DIN 40430

- * PG threaded metallic cable glands
- * TPV sealing provide strong Cable Grip, Strain Relief and Superior Ingress Protection
- * For standard industrial applications in harsh environments.
- * Easy Assembly
- * Accessories such as locknut must be ordered separately.



* For AISI 316L Stainless Steel ones Please add '316' after Part Code! For example: PSSCG01-316

* For 25mm thread length please add '25' after Part Code! For example: PBCG01-25



* Some approvals do not cover all sizes!

* All other size and cable dia. options available upon request...

Entry Thread Size	Code Brass	Code Stainless Steel	Cable Range		H mm	GL mm	Wrench mm.
			Inch	mm.			
PG7	PBCG01	PSSCG01	.12-.26	3-6,5	22	6	14
PG9	PBCG02	PSSCG02	.15-.32	4-8	23	6	17
PG11	PBCG03	PSSCG03	.19-.39	5-10	24,5	6	20
PG13.5	PBCG04	PSSCG04	.15-.39	4-10	26,5	6,5	22
PG13.5	PBCG05	PSSCG05	.23-.47	6-12	26,5	6,5	22
PG16	PBCG06	PSSCG06	.39-.55	10-14	28	6,5	24
PG21	PBCG07	PSSCG07	.51-.71	13-18	31,5	7	30
PG29	PBCG08	PSSCG08	.70-.98	18-25	38	8	40
PG36	PBCG09	PSSCG09	.87-1.26	22-32	43	10	50
PG42	PBCG10	PSSCG10	1.18-1.49	30-38	47	12	57
PG48	PBCG11	PSSCG11	1.30-1.73	33-44	48	14	64
PG7	PBCG12	PSSCG12	.12-.26	3,5-6	22	10	14
PG9	PBCG13	PSSCG13	.15-.32	4-8	23	10	17
PG11	PBCG14	PSSCG14	.19-.39	5-10	24,5	10	20
PG13.5	PBCG15	PSSCG15	.15-.39	4-10	26,5	10	22
PG13.5	PBCG16	PSSCG16	.23-.47	6-12	26,5	10	22
PG16	PBCG17	PSSCG17	.39-.55	10-14	28	10	24
PG21	PBCG18	PSSCG18	.51-.71	13-18	31,5	12	30
PG29	PBCG19	PSSCG19	.70-.98	18-25	38	12	40
PG36	PBCG20	PSSCG20	.87-1.26	22-32	43	14	50
PG42	PBCG21	PSSCG21	1.18-1.49	30-38	47	18	60
PG48	PBCG22	PSSCG22	1.30-1.73	33-44	48	18	65

EMC Cable Glands

Material: Nickel Plated Brass / AISI303 or 316L SS for Gland
 TPV for Seal, AISI301 SS for EMC Spring
 PA6 Nylon for Clamping Insert
 NBR for o-ring

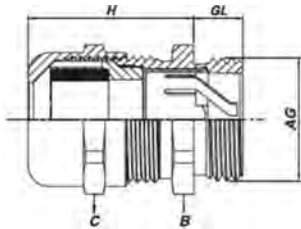
Temperature Range: -20° to +100 permanent
 -40° to +150 intermittent

Ingress Protection Rating: IP68 5 bar

Flame Retardancy: V2 according to UL94

Standards: DIN EN 62444/50262 Metric EN 60423

- * PG / Metric / NPT threaded EMC cable glands
- * TPV sealing provide strong Cable Grip, Strain Relief and Superior Ingress Protection
- * Long-lasting contact by high definition contact spring
- * Easy Assembly
- * Excellent Shielding
- * Accessories such as locknut must be ordered separately



* For AISI 316L Stainless Steel ones Please add '316' after Part Code! For example: PBCG01-25

* Long thread options available upon request



* Some approvals do not cover all sizes!

* PG & NPT Thread available on request!

Entry Thread Size	Code Brass	Code Stainless Steel	Cable Range		H mm	GL mm	Wrench Size	
			Inch	mm.			B mm.	C mm.
M12x1,5	MBEMCG12	MSSEMCG12	.12-.26	3-6,5	26	6	17	17
M16x1,5	MBEMCG13	MSSEMCG13	.15-.32	4-8	23	7	18	17
M20x1,5	MBEMCG14	MSSEMCG14	.23-.47	6-12	26,5	8	22	22
M25x1,5	MBEMCG15	MSSEMCG15	.39-.55	10-14	28	8	27	24
M32x1,5	MBEMCG16	MSSEMCG16	.51-.71	13-18	31,5	9	34	30
M40x1,5	MBEMCG17	MSSEMCG17	.70-.98	18-25	38	9	43	40
M50x1,5	MBEMCG18	MSSEMCG18	.87-1.26	22-32	43	9	55	50
M63x1,5	MBEMCG19	MSSEMCG19	1.30-1.73	33-44	48	14	68	64
M75x1,5	MBEMCG20	MSSEMCG20	1.97-2.48	50-63	58	20	90	90
M80x2	MBEMCG21	MSSEMCG21	1.97-2.48	50-63	58	20	90	90
M90x2	MBEMCG22	MSSEMCG22	2.36-2.76	60-70	61	20	100	100

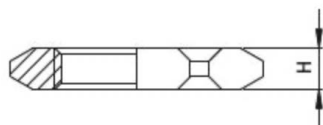
PG/Metric/NPT Locknuts

Material: Brass / Stainless Steel

* For tightening of standard or EMC cable glands

* Please add 'EMC' for EMC locknuts after Part Code!! For example: PBLN01-EMC

* NPT Thread available on request!



Entry Thread Size	Code Brass	Code Stainless Steel	H	Wrench
			mm	mm.
PG7	PBLN01	PSSLN01	2,8	15
PG9	PBLN02	PSSLN02	2,8	18
PG11	PBLN03	PSSLN03	3	21
PG13,5	PBLN04	PSSLN04	3	23
PG16	PBLN05	PSSLN05	3	26
PG21	PBLN06	PSSLN06	3,5	32
PG29	PBLN07	PSSLN07	4	40
PG36	PBLN08	PSSLN08	5	50
PG42	PBLN09	PSSLN09	5	60
PG48	PBLN10	PSSLN10	5,5	64
M12x1,5	MBLN01	MSSLN01	2,8	15
M16x1,5	MBLN02	MSSLN02	3	19
M20x1,5	MBLN03	MSSLN03	3,5	24
M25x1,5	MBLN04	MSSLN04	3,5	30
M32x1,5	MBLN05	MSSLN05	4	36
M40x1,5	MBLN06	MSSLN06	4	45
M50x1,5	MBLN07	MSSLN07	5	55
M63x1,5	MBLN08	MSSLN08	5	68
M75x1,5	MBLN09	MSSLN09	7	90
M80x2	MBLN10	MSSLN10	7	90
M90x2	MBLN11	MSSLN11	10	100

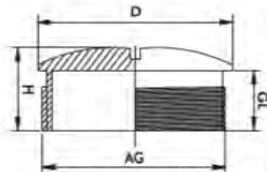
PG/Metric/NPT Stopper Plugs

Material: Brass / Stainless Steel

NBR for O-ring

Ingress Protection Rating: IP68

* For closing unused holes



* Please add 'HEX' for Hexagonal plugs after Part Code!! For example: PBSP01-HEX


* NPT Thread available on request!



Entry Thread Size	Code Brass	Code Stainless Steel	H	GL	D
			mm	mm	mm
PG7	PBSP01	PSSSP01	8	5	14
PG9	PBSP02	PSSSP02	9	6	17
PG11	PBSP03	PSSSP03	9	6	20
PG13,5	PBSP04	PSSSP04	9,5	6,5	22
PG16	PBSP05	PSSSP05	9,5	6,5	24
PG21	PBSP06	PSSSP06	11	7	30
PG29	PBSP07	PSSSP07	12	8	39
PG36	PBSP08	PSSSP08	15	9	50
PG42	PBSP09	PSSSP09	16	10	57
PG48	PBSP10	PSSSP10	16	10	64
M12x1,5	MBSP01	MSSSP01	7,5	5	14
M16x1,5	MBSP02	MSSSP02	8	5	18
M20x1,5	MBSP03	MSSSP03	9,5	6,5	22
M25x1,5	MBSP04	MSSSP04	11	7	28
M32x1,5	MBSP05	MSSSP05	12	8	35
M40x1,5	MBSP06	MSSSP06	13	8,5	44
M50x1,5	MBSP07	MSSSP07	15	9	54
M63x1,5	MBSP08	MSSSP08	16	10	67



ALL SIZE
Reducer/Adapter
CAN BE MADE



Slotted Cable Ducts

Material:PVC

Temperature Range: -15° to +70

- * Nail Width: 4 / 6 mm.
- * Color: Grey (RAL7030)
- * Robust Design
- * Standard: IEC60695-2-1, EN50085-2-3



Code	Dimension mm.	Packing Unit (pc.)
OSCT2525	25x25	60x2 m.
OSCT2540	25x40	50x2 m.
OSCT2560	25x60	30x2 m.
OSCT2580	25x80	24x2 m.
OSCT2510	25x100	16x2 m.
OSCT4025	40x25	40x2 m.
OSCT4040	40x40	26x2 m.
OSCT4060	40x60	18x2 m.
OSCT4080	40x80	24x2 m.
OSCT4010	40x100	20x2 m.
OSCT6040	60x40	18x2 m.
OSCT6060	60x60	24x2 m.
OSCT6080	60x80	18x2 m.
OSCT6010	60x100	12x2 m.
OSCT8040	80x40	24x2 m.
OSCT8060	80x60	16x2 m.
OSCT8080	80x80	12x2 m.
OSCT8010	80x100	8x2 m.
OSCT1060	100x60	12x2 m.
OSCT1080	100x80	10x2 m.
OSCT1010	100x100	8x2 m.
OSCT1260	120x60	8x2 m.
OSCT1280	120x80	8x2 m.
OSCT1210	120x100	8x2 m.

* All other size options available upon request...

* Please add '4' for **4 mm. nail width** after Part Code!! For example: OSCT2525-4

WIRING DUCT COVER



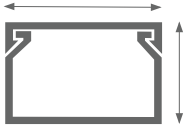
Code	Dimension mm.	Packing Unit (pc.)
OSCTC25	25	10x2 m.
OSCTC40	40	10x2 m.
OSCTC60	60	10x2 m.
OSCTC80	80	10x2 m.
OSCTC10	100	10x2 m.
OSCTC12	120	10x2 m.

White Closed Cable Trunkings

Material: PVC

Temperature Range: -25° to +65


* Color: White




Code	Dimension mm.
OCCT1212	12x12
OCCT1510	15x10
OCCT1616	16x16
OCCT2010	20x10
OCCT2516	25x16
OCCT2525	25x25
OCCT4016	40x16
OCCT4025	40x25
OCCT4040	40x40
OCCT6040	60x40
OCCT6060	60x60
OCCT8040	80x40
OCCT8060	80x60
OCCT1040	100x40
OCCT1060	100x60

* All other size options available upon request...

* Please add 'AT' for Trunking with Adhesive Tape after Part Code!! For example: OCCT1212-AT



Overfloor Cable Trunkings



Code	Dimension mm.
OOFCT5012	50x12
OOFCT7018	70x18
OOFCT7520	75x20
OOFCT9020	90x20

WE ALSO STOCK

Cutting Tools
Contact with Sales Team

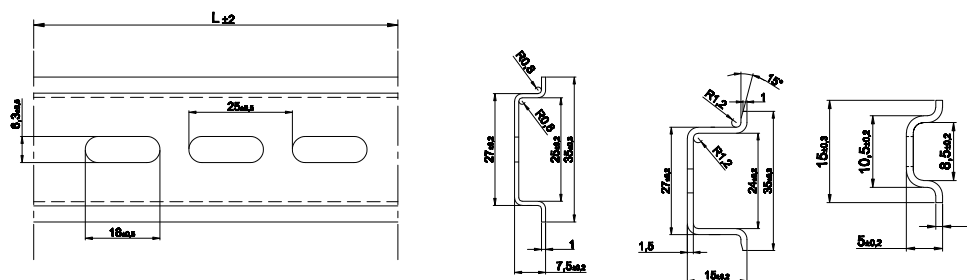


Mounting Din Rails

Material: DKP / Aluminum (on request)
Galvanised / CR+3 for Coating


* Non-Perforated & Perforated options

* 35x7,5 / 35x15 / 15x5,5mm. options



Code	Type	Dimensions		
		Width	Height	Length
ONPDR3575-0	Non-Perforated	35	7,5	0,3
ONPDR3575-1	Non-Perforated	35	7,5	1
ONPDR3575-2	Non-Perforated	35	7,5	2
ONPDR3575-3	Non-Perforated	35	7,5	3
OPDR3575-0	Perforated	35	7,5	0,3
OPDR3575-1	Perforated	35	7,5	1
OPDR3575-2	Perforated	35	7,5	2
OPDR3575-3	Perforated	35	7,5	3
ONPDR3515-0	Non-Perforated	35	15	0,3
ONPDR3515-1	Non-Perforated	35	15	1
ONPDR3515-2	Non-Perforated	35	15	2
ONPDR3515-3	Non-Perforated	35	15	3
OPDR3515-0	Perforated	35	15	0,3
OPDR3515-1	Perforated	35	15	1
OPDR3515-2	Perforated	35	15	2
OPDR3515-3	Perforated	35	15	3
ONPDR1555-1	Non-Perforated	15	5,5	1
OPDR1555-1	Perforated	15	5,5	1

* For CR+3 & Aluminum coatings please add 'CR / AL' after Part Code!
For example: ONPDR3575-0-CR



Din Rail Support-

CR+3 Code:

ODRSCR2023



Din Rail Support-


Aluminum Code:

ODRSA2023



Insulated & Earthing Busbars

Material: Copper
PVC for Insulated part
* 1-2-3 Phases options




Code	Current (Amper)	Description
OSPBB531		Single Phase 53 cm. 1 mm.
OSPBB1061		Single Phase 106 cm. 1 mm.
OSPBB5315		Single Phase 53 cm. 1,5 mm.
OSPBB10615		Single Phase 106 cm. 1,5 mm.
OTPBB531	63	Three Phase 53 cm. 1 mm.
OTPBB1061	63	Three Phase 106 cm. 1 mm.
OTPBB5315	100	Three Phase 53 cm. 1,5 mm.
OTPBB10615	100	Three Phase 106 cm. 1,5 mm.
OTPBB80531	80	Three Phase 53 cm. 1 mm.
OTPBB801061	80	Three Phase 106 cm. 1 mm.
OEBB231		Earthing Bar 2 mm. 31 screws
OEBB261		Earthing Bar 2 mm. 61 screws
OEBB1531		Earthing Bar 1,5 mm. 31 screws
OEBB1561		Earthing Bar 1,5 mm. 61 screws




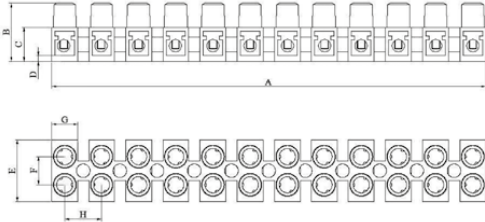
WE ALSO STOCK

Adhesive & Screw Croches
Contact with our Sales Team!



Terminal Strips

Material: PP / PA / Polycarbonate
 CK45 steel for contacts
Temperature Range: -20 +85 C° (PP)
 -40 +140 C° (PA / PC)
 -40 +200 C° (PA V0)
Standard: EN60998-2-1



* For PA or PC materials please add
 'PA / PC' after Part Code!
 For example: OPPTS15-PA

Code	No. of Ways (Pole)	Cable Section mm2	Dimensions		
			A	B	H
OPPTS15	12	0,75 - 1,5	17,5	13,8	7,8
OPPTS4	12	2,5 - 4	32,0	16,6	10,0
OPPTS6	12	4 - 6	41,0	17,6	11,6
OPPTS10	10	6 - 10	57,0	21,6	14,3
OPPTS10-3	3	6 - 10	39,3	20,3	14,3
OPPTS16	6	10 - 16	76,0	25,7	16,9
OPPTS25	6	16 - 25	101,0	27,4	18,5

* Dimensions may undergo changes and deviations. For more information, pls keep in touch with us.

WE ALSO STOCK

Cable Reels, Plug & Sockets
 Contact with our Sales Team!

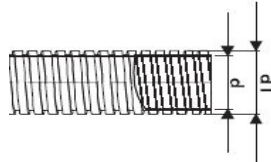


Galvanised Steel Conduits

Stainless Steel (on request)

Technical Details:

- Material: Steel Galvanised / **Stainless Steel (on request)**
- Main usage: Lighting, cable track, underfloor and industrial when a high degree of mechanical protection is required
- Temp range: -50C to +300C
- Protection: IP40
- Standards: BSI BS EN 61386. High Impact Resistance
- Full-Shrink packing



Code	Trade Size		Inner & Outer Dia. (mm.)	Coil Size (mt.)
	Metric	NPT		
OGSC7	12		7,5-10,5	50
OGSC9	16	1/4'	9-12	50
OGSC11	16	3/8'	11-14	50
OGSC16	20	1/2'	16-19	50
OGSC21	25	3/4'	21-24	50
OGSC26	32	1'	26-30	25
OGSC35		1 1/4'	35-39	25
OGSC37	40		37-41	25
OGSC40	50	1 1/2'	40-44	25
OGSC51	63	2'	51-55	25
OGSC63		2 1/2'	63-67	25
OGSC75		3'	75-80	25

* This product can also be supplied with a draw wire. Please add "dw" after part code

* Other coil sizes available upon request. Please add requested coil size after part code. For example: OGSC7-10

* Dimensions may undergo changes and deviations.

Fixed Glands



- Material: Brass nickel plated
- Stainless Steel (on request)

Swivel Glands



Code		Size	
Metric	NPT	Metric	NPT
OBNFMCG12		12	
OBNFMCG16	OBNFNCG14	16	1/4'
OBNFMCG116	OBNFNCG38	16	3/8'
OBNFMCG20	OBNFNCG12	20	1/2'
OBNFMCG25	OBNFNCG34	25	3/4'
OBNFMCG32	OBNFNCG1	32	1'
	OBNFNCG114		1 1/4'
OBNFMCG40		40	
OBNFMCG50	OBNFNCG112	50	1 1/2'
OBNFMCG63	OBNFNCG2	63	2'
	OBNFNCG212		2 1/2'
	OBNFNCG3		3'

Code		Size	
Metric	NPT	Metric	NPT
OBNSMCG12		12	
OBNSMCG16	OBNSNCG14	16	1/4'
OBNSMCG116	OBNSNCG38	16	3/8'
OBNSMCG20	OBNSNCG12	20	1/2'
OBNSMCG25	OBNSNCG34	25	3/4'
OBNSMCG32	OBNSNCG1	32	1'
	OBNSNCG114		1 1/4'
OBNSMCG40		40	
OBNSMCG50	OBNSNCG112	50	1 1/2'
OBNSMCG63	OBNSNCG2	63	2'
	OBNSNCG212		2 1/2'
	OBNSNCG3		3'

WE ALSO STOCK

P-CLIPS
SEE PAGE
41

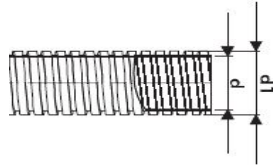


PVC Coated Steel Conduits

LSF Cover (on request)

Technical Details:

- Material: PVC, self extinguishing / **LSF (on request)**
- Main usage: Applications in machine tool and connections for general wiring where light mechanical stress can be obtained.
- Temp range: -20°C till +80°C
- Protection: IP40
- Standards: BS EN 61386 High Impact Resistance
- Colour: Black (Grey or other color on request)
- Full-Shrink packing



Code	Code		Inner & Outer Dia. (mm.)	Coil Size (mt.)
	Metric	NPT		
OPGSC7	12		7,5-11,5	50
OPGSC9	16	1/4'	9-13	50
OPGSC11	16	3/8'	11-15	50
OPGSC16	20	1/2'	16-20	50
OPGSC21	25	3/4'	21-25	50
OPGSC26	32	1'	26-31	25
OPGSC35		1 1/4'	35-40	25
OPGSC37	40		37-42	25
OPGSC40	50	1 1/2'	40-45	25
OPGSC51	63	2'	51-56	25
OPGSC63		2 1/2'	63-68	25
OPGSC75		3'	75-83	25

* Dimensions may undergo changes and deviations.




* This product can also be supplied with a draw wire. Please add "dw" after part code

* Other coil sizes available upon request. Please add requested coil size after part code. For example: OPGSC7-10

WE ALSO STOCK

FULL RANGE OF CONTRACTOR PACKS SEE PAGES 42-43



Technical Details:

- Material: Nickel plated brass
- Stainless Steel (on request)
- Main usage: For application in connections for machinery and general wiring
- Temp range: -15°C to +250°C
- Protection: IP40
- Standards: BS EN 61386

Fixed Glands

Code		Size	
Metric	NPT	Metric	NPT
OBNFMCG12		12	
OBNFMCG16	OBNFNCG14	16	1/4'
OBNFMCG116	OBNFNCG38	16	3/8'
OBNFMCG20	OBNFNCG12	20	1/2'
OBNFMCG25	OBNFNCG34	25	3/4'
OBNFMCG32	OBNFNCG1	32	1'
	OBNFNCG114		1 1/4'
OBNFMCG40		40	
OBNFMCG50	OBNFNCG112	50	1 1/2'
OBNFMCG63	OBNFNCG2	63	2'
	OBNFNCG212		2 1/2'
	OBNFNCG3		3'



Swivel Glands

Code		Size	
Metric	NPT	Metric	NPT
OBNSMCG12		12	
OBNSMCG16	OBNSNCG14	16	1/4'
OBNSMCG116	OBNSNCG38	16	3/8'
OBNSMCG20	OBNSNCG12	20	1/2'
OBNSMCG25	OBNSNCG34	25	3/4'
OBNSMCG32	OBNSNCG1	32	1'
	OBNSNCG114		1 1/4'
OBNSMCG40		40	
OBNSMCG50	OBNSNCG112	50	1 1/2'
OBNSMCG63	OBNSNCG2	63	2'
	OBNSNCG212		2 1/2'
	OBNSNCG3		3'



Plain Hole Glands



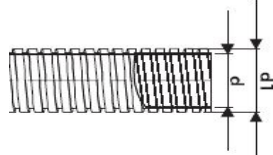
Code		Size	
Metric	NPT	Metric	NPT
OBNSMPG12		12	
OBNSMPG16	OBNSNPG14	16	1/4'
OBNSMPG116	OBNSNPG38	16	3/8'
OBNSMPG20	OBNSNPG12	20	1/2'
OBNSMPG25	OBNSNPG34	25	3/4'
OBNSMPG32	OBNSNPG1	32	1'
	OBNSNPG114		1 1/4'
OBNSMPG40		40	
OBNSMPG50	OBNSNPG112	50	1 1/2'
OBNSMPG63	OBNSNPG2	63	2'
	OBNSNPG212		2 1/2'
	OBNSNPG3		3'

Liquid Tight Conduits

LSF cover (on request)

Technical Details:

- Material: Galvanised steel conduit with PVC cover, self extinguishing and flame retardant **LSF Cover (on request)**
- Main usage: All applications where machines and plant are used. Any application where acids and oils are present or where medium to high mechanical stress is needed
- Temp range: -15°C till +70°C
- Protection: IP67 with correct fittings.
- Standards: BS EN 61386, High Impact Resistance
- Colour: Black (Grey or other color on request)
- Full-Shrink packing



Code	Code		Inner & Outer Dia. (mm.)	Coil Size (mt.)
	Metric	NPT		
OLTGSC10	12	1/4'	10-16	30
OLTGSC12	16	3/8'	12-18	30
OLTGSC16	20	1/2'	16-21	30
OLTGSC21	25	3/4'	21-26	30
OLTGSC27	32	1'	27-33	30
OLTGSC35	40	1 1/4'	35-42	15
OLTGSC40	50	1 1/2'	40-48	15
OLTGSC52	63	2'	52-60	15
OLTGSC63	72	2 1/2'	63-73	7,5
OLTGSC78	75	3'	78-88	7,5
OLTGSC90	90	3 1/2'	90-101	7,5
OLTGSC102	100	4'	102-114	7,5

* This product can also be supplied with a LSF cover. Please add "LSF" after part code

* Other coil sizes available upon request. Please add requested coil size after part code. For example: OLTGSC16-10

* Dimensions may undergo changes and deviations.

Fixed Liquidtight Glands

- Material: Brass nickel plated
- Stainless Steel (on request)

Code		Size	
Metric	NPT	Metric	NPT
OBNFMLTCG12	OBNFNLTG14	12	1/4'
OBNFMLTCG16	OBNFNLTG14	16	1/4'
OBNFMLTCG116	OBNFNLTG38	16	3/8'
OBNFMLTCG20	OBNFNLTG12	20	1/2'
OBNFMLTCG25	OBNFNLTG34	25	3/4'
OBNFMLTCG32	OBNFNLTG1	32	1'
OBNFMLTCG40	OBNFNLTG114	40	1 1/4'
OBNFMLTCG50	OBNFNLTG112	50	1 1/2'
OBNFMLTCG63	OBNFNLTG2	63	2'
OBNFMLTCG72	OBNFNLTG212	72	2 1/2'
OBNFMLTCG75	OBNFNLTG3	75	3'
OBNFMLTCG100	OBNFNLTG4	100	4'

Swivel Liquidtight Glands

Code		Size	
Metric	NPT	Metric	NPT
OBNSMLTCG12	OBNSNLTCG14	12	1/4'
OBNSMLTCG16	OBNSNLTCG14	16	1/4'
OBNSMLTCG116	OBNSNLTCG38	16	3/8'
OBNSMLTCG20	OBNSNLTCG12	20	1/2'
OBNSMLTCG25	OBNSNLTCG34	25	3/4'
OBNSMLTCG32	OBNSNLTCG1	32	1'
OBNSMLTCG40	OBNSNLTCG114	40	1 1/4'
OBNSMLTCG50	OBNSNLTCG112	50	1 1/2'
OBNSMLTCG63	OBNSNLTCG2	63	2'
OBNSMLTCG72	OBNSNLTCG212	72	2 1/2'
OBNSMLTCG75	OBNSNLTCG3	75	3'
OBNSMLTCG100	OBNSNLTCG4	100	4'



Technical Details:

- Material: Nickel plated brass and PA6
- Stainless Steel (on request)
- Main usage: General industrial and commercial electrical wiring protection using liquid tight conduit
- Protection: IP67
- Temp range: -20°C +90°C
- Standards: BS EN IEC 61386



Fixed / Swivel Liquidtight Glands

Code		Size		Code		Size	
Metric	NPT	Metric	NPT	Metric	NPT	Metric	NPT
OBNFMLTCG12	OBNFNLTG14	12	1/4'	OBNSMLTCG12	OBNSNLTCG14	12	1/4'
OBNFMLTCG16	OBNFNLTG14	16	1/4'	OBNSMLTCG16	OBNSNLTCG14	16	1/4'
OBNFMLTCG116	OBNFNLTG38	16	3/8'	OBNSMLTCG116	OBNSNLTCG38	16	3/8'
OBNFMLTCG20	OBNFNLTG12	20	1/2'	OBNSMLTCG20	OBNSNLTCG12	20	1/2'
OBNFMLTCG25	OBNFNLTG34	25	3/4'	OBNSMLTCG25	OBNSNLTCG34	25	3/4'
OBNFMLTCG32	OBNFNLTG1	32	1'	OBNSMLTCG32	OBNSNLTCG1	32	1'
OBNFMLTCG40	OBNFNLTG114	40	1 1/4'	OBNSMLTCG40	OBNSNLTCG114	40	1 1/4'
OBNFMLTCG50	OBNFNLTG112	50	1 1/2'	OBNSMLTCG50	OBNSNLTCG112	50	1 1/2'
OBNFMLTCG63	OBNFNLTG2	63	2'	OBNSMLTCG63	OBNSNLTCG2	63	2'
OBNFMLTCG72	OBNFNLTG212	72	2 1/2'	OBNSMLTCG72	OBNSNLTCG212	72	2 1/2'
OBNFMLTCG75	OBNFNLTG3	75	3'	OBNSMLTCG75	OBNSNLTCG3	75	3'
OBNFMLTCG100	OBNFNLTG4	100	4'	OBNSMLTCG100	OBNSNLTCG4	100	4'

90° Conduit Glands



Code		Size	
Metric	NPT	Metric	NPT
OBNMLTEG12	OBNMLTEG14	12	1/4'
OBNMLTEG16	OBNMLTEG14	16	1/4'
OBNMLTEG116	OBNMLTEG38	16	3/8'
OBNMLTEG20	OBNMLTEG12	20	1/2'
OBNMLTEG25	OBNMLTEG34	25	3/4'
OBNMLTEG32	OBNMLTEG1	32	1'
OBNMLTEG40	OBNMLTEG114	40	1 1/4'
OBNMLTEG50	OBNMLTEG112	50	1 1/2'
OBNMLTEG63	OBNMLTEG2	63	2'

Code		Size	
Metric	NPT	Metric	NPT
OBNMLT4512	OBNMLT4514	12	1/4'
OBNMLT4516	OBNMLT4514	16	1/4'
OBNMLT45116	OBNMLT4538	16	3/8'
OBNMLT4520	OBNMLT4512	20	1/2'
OBNMLT4525	OBNMLT4534	25	3/4'
OBNMLT4532	OBNMLT451	32	1'
OBNMLT4540	OBNMLT45114	40	1 1/4'
OBNMLT4550	OBNMLT45112	50	1 1/2'
OBNMLT4563	OBNMLT452	63	2'

45° Conduit Glands

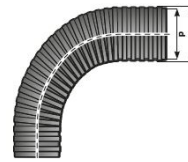


Technical Details:

- Material: Polyamide PA6 UL94 V2 (V0 on request)
- Halogen free, Low Toxicity & Smoke density
- Main usage: Machine tool, public buildings, industrial where limited mechanical protection is required
- Self extinguishing
- Temp range: -40°C till +120°C
- Color Black / Grey (For Grey add "G" after part code)



Code	Nominal Dia. (mm.)	Inner Dia. (mm.)	Outer Dia. (mm.)	Coil Size (mt.)
OPAS05	5	5,1	7,1	100
OPAS07	7	6,35	9,95	50
OPAS08	8	8,8	11,7	50
OPAS10	10	9,6	13,2	50
OPAS12	12	12,15	15,8	50
OPAS14	14	13,9	18,4	50
OPAS17	17	16,3	21,4	50
OPAS19	19	19,2	24,1	50
OPAS22	22	21,5	25,4	50
OPAS23	23	22,8	28,7	50
OPAS26	26	25,7	31	25
OPAS29	29	28,6	34,5	25
OPAS36	36	35,7	42,5	25
OPAS48	48	47,2	54,4	25



* This product can also be supplied as slit
Please add "SLIT" after part code.

* For V0 please add "VO" after part code.
For example: OPAS05-Vo

Slit Type PA Conduits




Nylon Conduit Glands

Code		Size		Conduit Size
Metric	PG	Metric	PG	
OMCG07	OPCG07	M10x1,5	PG7	7
OMCG08	OPCG08	M12x1,5	PG7	8,5
OMCG10	OPCG10	M16x1,5	PG9	10
OMCG12	OPCG12	M16x1,5	PG11	12
OMCG14	OPCG14	M20x1,5	PG13,5	14
OMCG17	OPCG17	M20x1,5	PG16	17
OMCG22	OPCG22	M25x1,5	PG21	22
OMCG29	OPCG29	M32x1,5	PG29	29
OMCG36	OPCG36	M40x1,5	PG36	36
OMCG48	OPCG48	M50x1,5	PG48	48



* For Grey color please add "G" after part code. For example: OMCCG07-G

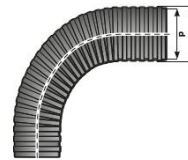


Technical Details:

- Material: Polyamide PA12 UL94 V2 (V0 on request)
- Halogen free, Low Toxicity & Smoke density
- Main usage: Railways, Automotive Industry, Robotic Applications, Ship Industry.
- Self extinguishing
- Temp range: -40°C till +120°C
- Color Black / Grey (For Grey add "G" after part code)



Code	Nominal Dia. (mm.)	Inner Dia. (mm.)	Outer Dia. (mm.)	Coil Size (mt.)
OPA12S05	5	5,1	7,1	100
OPA12S07	7	6,35	9,95	50
OPA12S08	8	8,8	11,7	50
OPA12S10	10	9,6	13,2	50
OPA12S12	12	12,15	15,8	50
OPA12S14	14	13,9	18,4	50
OPA12S17	17	16,3	21,4	50
OPA12S19	19	19,2	24,1	50
OPA12S22	22	21,5	25,4	50
OPA12S23	23	22,8	28,7	50
OPA12S26	26	25,7	31	25
OPA12S29	29	28,6	34,5	25
OPA12S36	36	35,7	42,5	25
OPA12S48	48	47,2	54,4	25



* This product can also be supplied as slit
Please add "SLIT" after part code.

* For V0 please add "VO" after part code.
For example: OPA12S05-Vo

Slit Type PA Conduits



Nylon Conduit Glands

Code		Size		Conduit Size
Metric	PG	Metric	PG	
OMCG07	OPCG07	M10x1,5	PG7	7
OMCG08	OPCG08	M12x1,5	PG7	8,5
OMCG10	OPCG10	M16x1,5	PG9	10
OMCG12	OPCG12	M16x1,5	PG11	12
OMCG14	OPCG14	M20x1,5	PG13,5	14
OMCG17	OPCG17	M20x1,5	PG16	17
OMCG22	OPCG22	M25x1,5	PG21	22
OMCG29	OPCG29	M32x1,5	PG29	29
OMCG36	OPCG36	M40x1,5	PG36	36
OMCG48	OPCG48	M50x1,5	PG48	48



* For Grey color please add "G" after part code. For example: OMCCG07-G

Technical Details:

- Material: PVC / PE,PP (on request)
- Compression Resistance: 320 / 750 Newton
- Impact Resistance: 1kg. / 2kg.
- Insulation Resistance: 200 V.
- Temp range: -20°C till +90°C
- Main usage: Electrical Installations, Public buildings, Construction, Industries where high mechanical protection is required
- Colors: Any color available upon request



* This product can also be supplied with a draw wire. Please add "dw" after part code

Code		Nominal Size	Size (mm.)		Coil Length (mt.)
320N	750N		Inner	Outer	
OLSPCT16	OHSPCT16	16	11,2	16	100
OLSPCT20	OHSPCT20	20	14,5	20	100
OLSPCT25	OHSPCT25	25	18,5	25	50
OLSPCT32	OHSPCT32	32	24,5	32	50
OLSPCT40	OHSPCT40	40	31,2	40	50
OLSPCT50	OHSPCT50	50	39,6	50	25



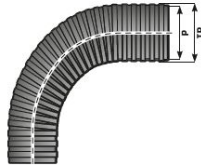
Corrugated Conduit Glands



Code	Size	Size (mm.)	
		A	B
OCTG16	16	16	30
OCTG20	20	20	35
OCTG25	25	25	43
OCTG32	32	32	50
OCTG40	40	40	
OCTG50	50	50	

Technical Details:

- Material: Polypropylene PP, self extinguishing
- Main usage: General use, industrial where limited mechanical protection is required
- Temp range: -20°C +90°C
- Colour: Black (Other color available upon request)



Code	Nominal Dia. (mm.)	Inner Dia. (mm.)	Outer Dia. (mm.)	Coil Size (mt.)
OPPS05	5	5,1	7,1	100
OPPS07	7	6,35	9,95	100
OPPS08	8	8,8	11,7	100
OPPS10	10	9,6	13,2	100
OPPS12	12	12,15	15,8	50
OPPS14	14	13,9	18,4	50
OPPS17	17	16,3	21,4	50
OPPS19	19	19,2	24,1	50
OPPS22	22	21,5	25,4	50
OPPS23	23	22,8	28,7	50
OPPS26	26	25,7	31	25
OPPS29	29	28,6	34,5	25
OPPS36	36	35,7	42,5	25
OPPS48	48	47,2	54,4	25

Slit Type PP Conduits



* This product can also be supplied as slit
Please add "SLIT" after part code.

* For other colors, please add 'color name' after part code.

* For example: OPPS17-Blue



Nylon Conduit Glands

Code		Size		Conduit Size
Metric	PG	Metric	PG	
OMCG07	OPCG07	M10x1,5	PG7	7
OMCG08	OPCG08	M12x1,5	PG7	8,5
OMCG10	OPCG10	M16x1,5	PG9	10
OMCG12	OPCG12	M16x1,5	PG11	12
OMCG14	OPCG14	M20x1,5	PG13,5	14
OMCG17	OPCG17	M20x1,5	PG16	17
OMCG22	OPCG22	M25x1,5	PG21	22
OMCG29	OPCG29	M32x1,5	PG29	29
OMCG36	OPCG36	M40x1,5	PG36	36
OMCG48	OPCG48	M50x1,5	PG48	48




Technical Details:

- Main usage: Applications indoor & outdoor where mechanical strength is needed
- Material: Thermoplastic base with PVC plastic coating and reinforced PVC spiral core, smooth bore
- Temp range: +5°C till +65 °C
- Color: Black / Grey (on request)
- Standards: BS EN 61386 Crush resistance to 320 N



Code	Inner Dia. (mm.)	Outer Dia. (mm.)	Coil Size (mt.)
OPVCS08	8	12	30
OPVCS10	10	14,5	30
OPVCS12	12	16,3	30
OPVCS16	16	20,5	30
OPVCS20	20	24,7	30
OPVCS25	25	30,3	30
OPVCS32	32	37,5	30
OPVCS40	40	46,2	30
OPVCS50	50	57	30



* For Grey color please add "G" after part code.

Spiral Glands



Code		Size		Conduit Size
Metric	PG	Metric	PG	
OMSCG12	OPSCG12	M12x1,5	PG7	8
OMSCG16	OPSCG16	M16x1,5	PG9	10
OMSCG116	OPSCG116	M16x1,5	PG11	12
OMSCG20	OPSCG20	M20x1,5	PG13,5	16
OMSCG120	OPSCG120	M20x1,5	PG16	20
OMSCG25	OPSCG25	M25x1,5	PG21	25
OMSCG32	OPSCG32	M32X1,5	PG29	32
OMSCG40	OPSCG40	M40x1,5	PG29	40
OMSCG50	OPSCG50	M50x1,5	PG36	50
OMSCG63	OPSCG63	M63x1,5	PG48	50

Conduit Clips

- Main usage: Quick-Clip conduit clips are an excellent alternative to the traditional spacer bar saddle
- Available in Black and White
- Material: Nylon



Code	Conduit Size
OSCCB07	7
OSCCB08	8,5
OSCCB10	10
OSCCB12	12
OSCCB14	14
OSCCB17	17
OSCCB22	22
OSCCB23	23
OSCCB29	29
OSCCB36	36
OSCCB48	48

P-Clips

Code	Size DN	Conduit Size
OPCL01	7	OPGSC07
OPCL02	9	OPGSC09
OPCL03	11	OPGSC11
OPCL04	14	OPGSC11
OPCL05	16	OPGSC16
OPCL06	21	OPGSC21
OPCL07	26/27	OPGSC26
OPCL08	35	OPGSC35
OPCL09	51	OPGSC51

- Main usage to support flexible conduit
- Material: Plated steel EPDM (Liner)



90 Elbow Glands

- Material: PA6
- Halogen Free
- Self Extinguishing



Code		Size		Conduit Size
Metric	PG	Metric	PG	
OMSECG12	OPSECG12	M12x1,5	PG7	7
OMSECG112	OPSECG112	M12x1,5	PG7	8
OMSECG16	OPSECG16	M16x1,5	PG9	10
OMSECG116	OPSECG116	M16x1,5	PG11	12
OMSECG20	OPSECG20	M20x1,5	PG13,5	14
OMSECG120	OPSECG120	M20x1,5	PG16	17
OMSECG25	OPSECG25	M25x1,5	PG21	23
OMSECG32	OPSECG32	M32X1,5	PG29	29
OMSECG40	OPSECG40	M40x1,5	PG36	36
OMSECG63	OPSECG63	M63x1,5	PG48	48

PP – Polypropylene Conduit Contractor Pack

- Main usage: General use, industrial where limited mechanical protection is required
- Material: Polypropylene PP, self extinguishing
- Temp range: -20°C till +90°C
- Color: Black / Grey
- BS EN 61386 Crush resistance to 320 N

Pack contents:

- 10 meter conduit
- 10 locknut's
- 10 straight fitting
- 10 conduit clips can be added on request



Code	Conduit & Gland Size	Coil Length (mt.)
OPPCP16	16	10
OPPCP20	20	10
OPPCP25	25	10
OPPCP32	32	10

* All other size & color options available upon request..

PA6 Nylon Conduit Contractor Pack

- Main usage: Machine tool, public buildings, industrial where limited mechanical protection is required
- Material: Polyamide PA6 nylon conduit, halogen free, low toxicity & smoke density
- Self extinguishing
- Temp range: -40°C till +120°C
- Standards: EN 61386
- Crush resistance to 320 N



Pack contents:

- 10 meter conduit
- 10 straight fittings
- 10 locknut's
- 10 conduit clips can be added on request



Code	Conduit & Gland Size	Coil Length (mt.)
OPACP16	16	10
OPACP20	20	10
OPACP25	25	10
OPACP32	32	10

* All other size options available upon request..

Flexible Spiral – PVC Conduit Contractor Pack

- Main usage: Applications indoor & outdoor where mechanical strength is needed
- Material: Thermoplastic base with PVC plastic coating and reinforced PVC spiral core, smooth bore
- Temp range: +5°C till +65 °C
- Color: Black / Grey
- BS EN 61386 Crush resistance to 320 N



Pack contents:

- 10 meter conduit
- 10 spiral glands
- 10 locknut's

Code	Conduit & Gland Size	Coil Length (mt.)
OPVCCP16	16	10
OPVCCP20	20	10
OPVCCP25	25	10
OPVCCP32	32	10

Steel Conduit Contractor Pack

Technical details

- Main usage: Lighting, cable track, underfloor and industry when a high degree of mechanical protection is required
- Temp range: -30°C to +300°C
- Protection: IP40
- Standards: BSI BS EN 61386.

Code	Conduit & Gland Size	Coil Length (mt.)
OSGCP16	16	10
OSGCP20	20	10
OSGCP25	25	10
OSGCP32	32	10

Pack contents:

- 10 meter conduits
- 10 locknut's
- 10 fittings



Flexible Galvanised Steel PVC Contractor Pack

Technical details

- Main usage: Applications in machine tool and connections for general wiring where light mechanical stress can be obtained.
- Material: PVC, self extinguishing
- Temp range: -20°C till +80°C
- Protection: IP40

Code	Conduit & Gland Size	Coil Length (mt.)
OPSGCP16	16	10
OPSGCP20	20	10
OPSGCP25	25	10
OPSGCP32	32	10

Pack contents:

- 10 meter conduits
- 10 locknut's
- 10 fittings



Liquidtite Conduit Contractor Pack

Technical details

- Main usage: All applications where machines and plant are used. Any application where acids and oils are present or where medium to high mechanical stress is needed
- Material: Galvanised steel conduit with PVC cover, self extinguishing and flame etardant
- Temp range: -15°C till +70°C
- Protection: IP67
- BS EN 61386, Crush resistance to 1250 N

Code	Conduit & Gland Size	Coil Length (mt.)
OLTSGCP16	16	10
OLTSGCP20	20	10
OLTSGCP25	25	10
OLTSGCP32	32	10



Pack contents:

- 10 meter LT conduits
- 10 LT fittings
- 10 locknut's

Nylon 6.6 Cable Ties

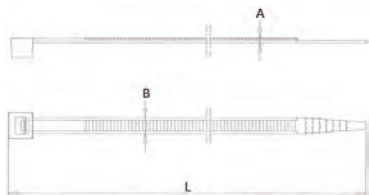
Material: Polyamide (Nylon) 6.6

Temperature Range: -40° to +85 Operating Temp.

Flame Retardancy: UL94 V2

Moisture Absorption: 2.7 % (50% relative humidity)

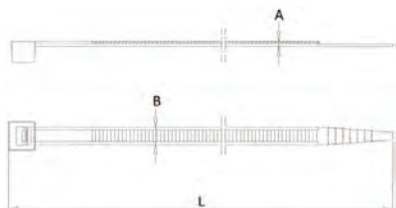
Application Areas: Electricity Industry, Industrial Wiring, Automotive, Energy Industry, Building & Construction



Code White	Dimensions			Tighten Range (max.mm.)	Max. Tensile Strength (kg./f)	Packing Unit (Nylon bag/pc.)	Packing Unit (Box/pc.)
	L mm.	B mm.	A mm.				
OSCT1025-W	100	2,5	1,0	22	8	100	26.000
OSCT1525-W	150	2,5	1,0	35	8	100	20.000
OSCT2025-W	200	2,5	1,0	50	8	100	18.000
OSCT2035-W	100	3,5	1,2	22	18	100	12.000
OSCT1435-W	140	3,5	1,2	31	18	100	12.000
OSCT2035-W	200	3,5	1,2	50	18	100	10.000
OSCT2535-W	250	3,5	1,2	65	18	100	8.000
OSCT2835-W	280	3,5	1,2	74	18	100	8.000
OSCT3735-W	370	3,5	1,2	98	18	100	6.000
OSCT2045-W	200	4,5	1,3	50	22	100	7.000
OSCT2545-W	250	4,5	1,3	65	22	100	6.000
OSCT3045-W	300	4,5	1,3	80	22	100	5.000
OSCT3745-W	370	4,5	1,3	98	22	100	4.000
OSCT4345-W	430	4,5	1,3	120	22	100	3.000
OSCT2075-W	200	7,5	1,5	46	55	100	4.000
OSCT3075-W	300	7,5	1,5	75	55	100	3.000
OSCT3775-W	370	7,5	1,5	98	55	100	2.500
OSCT4575-W	450	7,5	1,5	120	55	100	2.000
OSCT5575-W	550	7,5	1,5	155	55	100	1.500
OSCT7575-W	750	7,5	1,5	220	55	100	1.200
OSCT6090-W	600	9,0	1,6	165	80	100	1.200
OSCT7190-W	710	9,0	1,6	205	80	100	1.200
OSCT7690-W	760	9,0	1,6	220	80	100	1.200
OSCT9090-W	900	9,0	1,6	260	80	100	1.200
OSCT1290-W	1200	9,0	1,6	370	80	100	1.200

Coloured Cable Ties

Material: Polyamide (Nylon) 6.6
Temperature Range: -40° to +85 Operating Temp.
Flame Retardancy: UL94 HB
Moisture Absorption: 2.7 % (50% relative humidity)
Application Areas: Electricity Industry, Industrial Wiring, Automotive, Energy Industry, Building & Construction

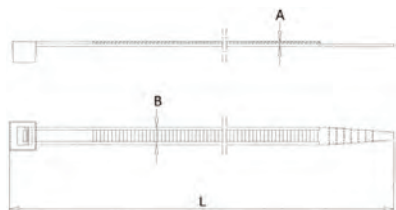


* For other colors, please add color name after Part Code!
 For example: OSCCT1025-BLUE

Code Yellow	Dimensions			Tighten Range (max.mm.)	Max. Tensile Strength (kg./f)	Packing Unit (Nylon bag/pc.)	Packing Unit (Box/pc.)
	L mm.	B mm.	A mm.				
OSCCT1025-Y	100	2,5	1,0	22	8	100	26.000
OSCCT1525-Y	150	2,5	1,0	35	8	100	20.000
OSCCT2025-Y	200	2,5	1,0	50	8	100	18.000
OSCCT2035-Y	100	3,5	1,2	22	18	100	12.000
OSCCT1435-Y	140	3,5	1,2	31	18	100	12.000
OSCCT2035-Y	200	3,5	1,2	50	18	100	10.000
OSCCT2535-Y	250	3,5	1,2	65	18	100	8.000
OSCCT2835-Y	280	3,5	1,2	74	18	100	8.000
OSCCT3735-Y	370	3,5	1,2	98	18	100	6.000
OSCCT2045-Y	200	4,5	1,3	50	22	100	7.000
OSCCT2545-Y	250	4,5	1,3	65	22	100	6.000
OSCCT3045-Y	300	4,5	1,3	80	22	100	5.000
OSCCT3745-Y	370	4,5	1,3	98	22	100	4.000
OSCCT4345-Y	430	4,5	1,3	120	22	100	3.000
OSCCT2075-Y	200	7,5	1,5	46	55	100	4.000
OSCCT3075-Y	300	7,5	1,5	75	55	100	3.000
OSCCT3775-Y	370	7,5	1,5	98	55	100	2.500
OSCCT4575-Y	450	7,5	1,5	120	55	100	2.000
OSCCT5575-Y	550	7,5	1,5	155	55	100	1.500
OSCCT7575-Y	750	7,5	1,5	220	55	100	1.200
OSCCT6090-Y	600	9,0	1,6	165	80	100	1.200
OSCCT7190-Y	710	9,0	1,6	205	80	100	1.200
OSCCT7690-Y	760	9,0	1,6	220	80	100	1.200
OSCCT9090-Y	900	9,0	1,6	260	80	100	1.200
OSCCT1290-Y	1200	9,0	1,6	370	80	100	1.200

UV Resistant Cable Ties

Material: Polyamide (Nylon) 6.6
Temperature Range: -40° to +85 Operating Temp.
Flame Retardancy: UL94 V2
Moisture Absorption: 2.7 % (50% relative humidity)
Application Areas: Electricity Industry, Industrial Wiring, Automotive, Energy Industry, Building & Construction



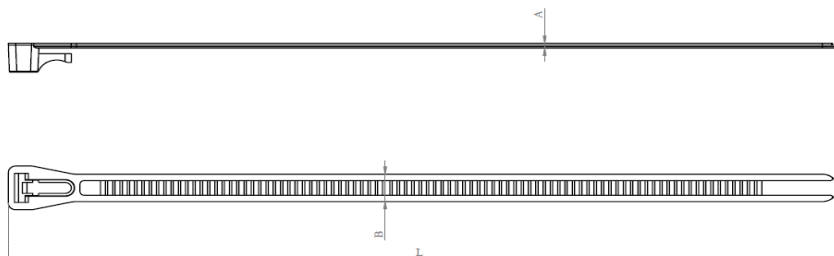
* For other colors, please add color name after Part Code!
 Foreexample: OSUCT1025-Yellow

Code Black	Dimensions			Tighten Range (max.mm.)	Max. Tensile Strength (kg./f)	Packing Unit (Nylon bag/pc.)	Packing Unit (Box/pc.)
	L mm.	B mm.	A mm.				
OSUCT1025-B	100	2,5	1,0	22	8	100	26.000
OSUCT1525-B	150	2,5	1,0	35	8	100	20.000
OSUCT2025-B	200	2,5	1,0	50	8	100	18.000
OSUCT2035-B	100	3,5	1,2	22	18	100	12.000
OSUCT1435-B	140	3,5	1,2	31	18	100	12.000
OSUCT2035-B	200	3,5	1,2	50	18	100	10.000
OSUCT2535-B	250	3,5	1,2	65	18	100	8.000
OSUCT2835-B	280	3,5	1,2	74	18	100	8.000
OSUCT3735-B	370	3,5	1,2	98	18	100	6.000
OSUCT2045-B	200	4,5	1,3	50	22	100	7.000
OSUCT2545-B	250	4,5	1,3	65	22	100	6.000
OSUCT3045-B	300	4,5	1,3	80	22	100	5.000
OSUCT3745-B	370	4,5	1,3	98	22	100	4.000
OSUCT4345-B	430	4,5	1,3	120	22	100	3.000
OSUCT2075-B	200	7,5	1,5	46	55	100	4.000
OSUCT3075-B	300	7,5	1,5	75	55	100	3.000
OSUCT3775-B	370	7,5	1,5	98	55	100	2.500
OSUCT4575-B	450	7,5	1,5	120	55	100	2.000
OSUCT5575-B	550	7,5	1,5	155	55	100	1.500
OSUCT7575-B	750	7,5	1,5	220	55	100	1.200
OSUCT6090-B	600	9,0	1,6	165	80	100	1.200
OSUCT7190-B	710	9,0	1,6	205	80	100	1.200
OSUCT7690-B	760	9,0	1,6	220	80	100	1.200
OSUCT9090-B	900	9,0	1,6	260	80	100	1.200
OSUCT1290-B	1200	9,0	1,6	370	80	100	1.200

Releasable Cable Ties

Material: Polyamide (Nylon) 6.6 & Solvent Tape
Temperature Range: -40° to +85 Operating Temp.
Flame Retardancy: UL94 V2
Moisture Absorption: 2.7 % (50% relative humidity)
Application Areas: Electricity Industry, Industrial Wiring, Automotive, Energy Industry, Building & Construction

HF
Halogen
FREE



* For other colors, please add color name after Part Code!
 Foreexample: OSRCT2075-White

Code Black	Dimensions			Packing Unit (Nylon bag/pc.)
	L mm.	B mm.	A mm.	
OSRCT2075-B	200	7,5	1,5	100
OSRCT3775-B	370	7,5	1,5	100

WE ALSO STOCK

Nylon or Metal Cable Guides
 Contact with our Sales Team!



StainlessSteelCable Ties

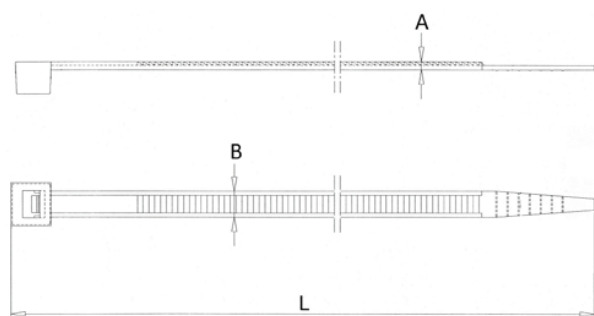
Material: Stainless Steel AISI304 / 316L

TemperatureRange: -80° to +538

Application Areas:

* In Electrical & Fire Installations (to be used with equipments in case of fire resistance required)

* Shipbuilding Industry, Petrochemical Plants, Oil&Gas Industry, Food and Beverage Industry



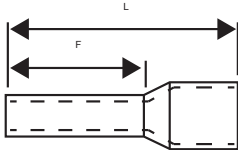
* For AISI316L, please add '316' after Part Code!

Forexample: OSSCT1546-316

Code AISI304	Dimensions		Tighten Range (max.mm.)	Max. Tensile Strength (kg./f)	Packing Unit (Nylon bag/pc.)	Packing Unit (Box/pc.)
	L mm.	B mm.				
OSSCT1546	150	4,6	33	55	100	8.000
OSSCT2046	200	4,6	50	55	100	6.000
OSSCT2546	250	4,6	67	55	100	5.000
OSSCT3046	300	4,6	75	55	100	5.000
OSSCT3746	370	4,6	102	55	100	4.000
OSSCT4546	450	4,6	130	55	100	3.000
OSSCT5246	520	4,6	152	55	100	3.000
OSSCT6846	680	4,6	203	55	100	2.000
OSSCT8446	840	4,6	250	55	100	1.000
OSSCT2079	200	7,9	50	120	100	5.000
OSSCT3079	300	7,9	75	120	100	4.000
OSSCT3779	370	7,9	102	120	100	3.000
OSSCT4579	450	7,9	130	120	100	2.000
OSSCT5279	520	7,9	152	120	100	2.000
OSSCT6879	680	7,9	203	120	100	2.000
OSSCT8479	840	7,9	250	120	100	1.000
OSSCT1079	1000	7,9	300	120	100	1.000

Standard Cord End Terminals

Material: Copper (nickel plated)
Nylon (Polyamide) for Insulated part
Temperature Range: -40° to +105
Standard: DIN46228



Code	Dimensions		German Norm	France Norm	Packing Unit (bag/pc.)
	F mm.	L mm.			
SCET-0.25	8	12		Violet	1000
SCET-0.34	8	12		Pink	1000
SCET-0.50	8	12	Orange	White	1000
SCET-0.75	8	14	White	Blue	1000
SCET-1.00	8	14	Yellow	Red	1000
SCET-1.50	8	14	Red	Black	1000
SCET-2.50	8	14	Blue	Grey	500
SCET-4.00	10	17	Grey	Orange	500
SCET-6.00	12	20	Black	Green	250
SCET-10	12	22	Beige	Brown	100
SCET-16	12	24	Green	Beige	100
SCET-25	16	28	Brown	Black	50
SCET-35	16	30	Beige	Red	50
SCET-50	20	36	Green	Blue	25
SCET-70	20	37		Yellow	25



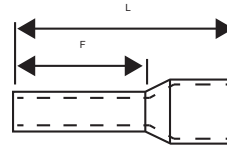
WE ALSO STOCK

Nylon&Metal
Cable Glands
PAGE 13-25



Twin Cord End Terminals

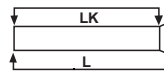
Material: Copper (nickel plated)
Nylon (Polyamide) for Insulated part
Temperature Range: -40° to +105
Standard: DIN46228



Code	Dimensions		German Norm	France Norm	Packing Unit (bag/pc.)
	F mm.	L mm.			
TCET-0.50	8	14	Orange	White	1000
TCET-0.75	8	14	White	Blue	500
TCET-1.00	8	14	Yellow	Red	500
TCET-1.50	8	14	Red	Black	500
TCET-2.50	10	14	Blue	Grey	250
TCET-4.00	12	17	Grey	Orange	200
TCET-6.00	14	20	Black	Green	100
TCET-10	14	27	Beige	Brown	50
TCET-16	14	31	Green	Beige	50



Non-Insulated Cord End Terminals



Code	Dimensions		Packing Unit (pc.)
	L mm.	LK mm.	
NICET-0.50	10	8	2000
NICET-0.75	10	8	2000
NICET-1.00	10	8	2000
NICET-1.50	10	8	2000
NICET-2.50	12	8	2000
NICET-4.00	12	10	1000
NICET-6.00	12	10	500
NICET-10	15	12	200
NICET-16	15	12	200
NICET-25	16	16	100
NICET-35	16	16	100
NICET-50	20	20	50

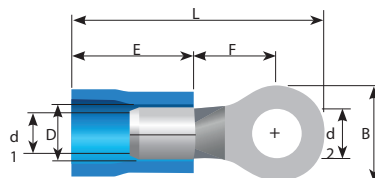


Insulated Ring Terminals

Material: Copper (nickel plated)
PVC for Insulated part

Temperature Range: +105C°

Standard: DIN46237



Code	Size (d2)	B	L	F	E	D	d1	Packing Unit (pc.)
IRT-132	3,2	5,5	16,7	4,0	10	4,1	1,7	200
IRT-137	3,7	5,5	16,7	4,0	10	4,1	1,7	200
IRT-143	4,3	6,6	19,6	6,3	10	4,1	1,7	200
IRT-153	5,3	8,0	21,0	7,0	10	4,1	1,7	200
IRT-165	6,5	11,6	26,8	11,1	10	4,1	1,7	200
IRT-184	8,4	11,6	26,8	11,1	10	4,1	1,7	200



0.5 ~ 1.5 mm²
Cable Section

IRT-232	3,2	6,4	17,5	4,3	10	4,5	2,3	200
IRT-243	4,3	6,6	19,5	6,3	10	4,5	2,3	200
IRT-253	5,3	8,5	22,0	7,8	10	4,5	2,3	200
IRT-265	6,5	12,0	27,0	11,0	10	4,5	2,3	200
IRT-284	8,4	12,0	27,0	11,0	10	4,5	2,3	200
IRT-2105	10,5	13,6	30,7	13,9	10	4,5	2,3	100



1.5 ~ 2.5 mm²
Cable Section

IRT-643	4,3	7,2	22,0	5,9	12,5	6,5	3,4	75
IRT-653	5,3	9,5	25,5	8,3	12,5	6,5	3,4	75
IRT-665	6,5	12,0	29,0	10,5	12,5	6,5	3,4	75
IRT-684	8,4	15,0	33,7	13,7	12,5	6,5	3,4	75
IRT-6105	10,5	15,0	33,7	13,7	12,5	6,5	3,4	75
IRT-6130	13,0	19,2	38,1	16,0	12,5	6,5	3,4	75



4.0 ~ 6.0 mm²
Cable Section

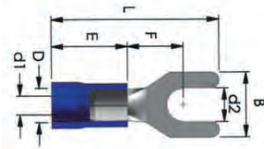
IRT-1053	5,3	12,0	26,5	8,3	17,0	8,0	4,5	50
IRT-1067	6,7	12,0	32,5	9,7	17,0	8,0	4,5	50
IRT-1084	8,4	15,0	34,7	13,7	17,0	8,0	4,5	50



8.0 ~ 10.0 mm²
Cable Section

Insulated Fork Terminals

Material: Copper (nickel plated)
PVC for Insulated part
Temperature Range: +105C°
Standard: DIN46237



Code	Size (d2)	B	L	F	E	D	d1	Packing Unit (pc.)
IFT-132	3,2	5,8	21,0	6,3	10	4,1	1,7	200
IFT-143	4,3	6,4	20,6	6,3	10	4,1	1,7	200
IFT-153	5,3	8,0	21,0	7,0	10	4,1	1,7	200
IFT-165	6,5	12,0	27,2	11,0	10	4,1	1,7	200



0.5 ~ 1.5 mm²
Cable Section

IFT-232	3,2	5,8	21,0	6,3	10	4,5	2,3	200
IFT-243	4,3	6,4	21,0	6,3	10	4,5	2,3	200
IFT-253	5,3	9,5	22,0	7,2	10	4,5	2,3	200
IFT-265	6,5	12,0	27,2	11,0	10	4,5	2,3	200



1.5 ~ 2.5 mm²
Cable Section

IFT-643	4,3	8,5	25,2	7,5	12,5	6,5	3,4	75
IFT-653	5,3	9,5	25,2	7,5	12,5	6,5	3,4	75
IFT-665	6,5	9,5	25,2	7,5	12,5	6,5	3,4	75
IFT-684	8,4	13,5	30,0	10,5	12,5	6,5	3,4	75



4.0 ~ 6.0 mm²
Cable Section

WE ALSO STOCK

Other Type of Terminals
Contact with our Sales Team!



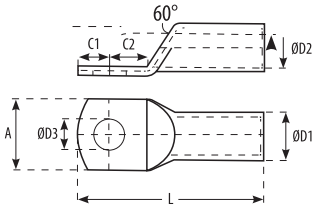
Standard Cable Lugs

Material: Copper

Tin plated against corrosion

Temperature Range: -40° to +105


Standard: DIN46228



Code	Cable Section mm ²	Bolt	Dimensions					Packing Unit (pc.)
			D3	D2	D1	L	A	
OSCL10M5	10	M5	5,2	4,7	6,5	27,5	10,5	800
OSCL10M6		M6	6,5	4,7	6,5	27,5	10,5	800
OSCL10M8		M8	8,5	4,7	6,5	27,5	13,0	800
OSCL16M6	16	M6	6,5	5,8	7,4	30,0	12,0	500
OSCL16M8		M8	8,5	5,8	7,8	30,0	12,0	500
OSCL25M6	25	M6	6,5	7,0	9,2	40,0	14,0	350
OSCL25M8		M8	8,5	7,0	9,2	40,0	14,0	350
OSCL25M10		M10	10,5	7,0	9,2	40,0	14,0	350
OSCL35M6	35	M6	6,5	8,2	10,7	44,0	15,3	200
OSCL35M8		M8	8,5	8,2	10,7	44,0	15,3	200
OSCL35M10		M10	10,5	8,2	10,7	44,0	15,3	200
OSCL35M12		M12	13,0	8,2	10,7	44,0	15,3	200
OSCL50M8	50	M8	8,5	10,2	12,8	52,0	20,0	150
OSCL50M10		M10	10,5	10,2	12,8	52,0	20,0	150
OSCL50M12		M12	13,0	10,2	12,8	52,0	20,0	150
OSCL70M8	70	M8	8,5	11,7	14,7	55,0	22,0	100
OSCL70M10		M10	10,5	11,7	14,7	55,0	22,0	100
OSCL70M12		M12	13,0	11,7	14,7	55,0	22,0	100
OSCL95M8	95	M8	8,5	13,6	16,7	59,0	26,0	80
OSCL95M10		M10	10,5	13,6	16,7	59,0	26,0	80
OSCL95M12		M12	13,0	13,6	16,7	59,0	26,0	80
OSCL12M10	120	M10	10,5	15,5	19,0	70,0	29,0	50
OSCL12M12		M12	13,0	15,5	19,0	70,0	29,0	50
OSCL15M10	150	M10	10,5	16,7	21,0	77,0	32,0	40
OSCL15M12		M12	13,0	16,7	21,0	77,0	32,0	40
OSCL18M10	185	M10	10,5	18,8	23,0	85,0	35,0	30
OSCL18M12		M12	13,0	18,8	23,0	85,0	35,0	30
OSCL18M16		M16	17,0	18,8	23,0	85,0	35,0	30
OSCL24M10	240	M10	10,5	21,2	26,0	90,0	38,5	25
OSCL24M12		M12	13,0	21,2	26,0	90,0	38,5	25
OSCL24M16		M16	17,0	21,2	26,0	90,0	38,5	25

Multi-Purpose Terminals

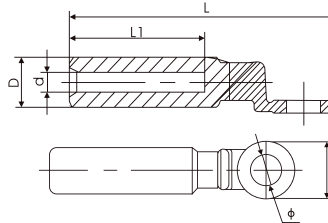
Rated Current: 32A
 Rated Voltage: 450 V
 Temperature Range: -40° to +105



Code	Cable Section mm2	Conductors	Packing Unit (pc.)
OMPT-2	0,14 - 4 mm2	2	100
OMPT-3		3	100
OMPT-4		4	50
OMPT-5		5	50

Bi-Metallic Cable Lugs

Material: Al-Cu
 Tensile Grade: 110 MPa
 Temperature Range: -40° to +100



Code	Cable Section mm2	Hole Dia.	Dimensions					Packing Unit (pc.)
			d	D	L1	L	B	
OBMCL16	16	M10	5,5	16,0	43,0	85,0	21,0	80
OBMCL25	25	M11	6,5	16,0	43,0	85,0	21,0	80
OBMCL35	35	M12	8,0	16,0	43,0	85,0	21,0	80
OBMCL50	50	M12	9,0	20,0	43,0	90,0	25,6	60
OBMCL70	70	M12	11,0	20,0	43,0	90,0	25,6	60
OBMCL95	95	M12	12,5	20,0	43,0	90,0	25,6	60
OBMCL120	120	M12	13,7	25,0	59,0	115,0	30,0	30
OBMCL150	150	M12	15,5	25,0	59,0	115,0	30,0	30
OBMCL185	185	M12	17,0	32,0	60,0	122,0	35,0	15
OBMCL240	240	M12	19,5	32,0	60,0	122,0	35,0	15
OBMCL300	300	M12	23,5	34,0	65,0	127,0	35,0	15
OBMCL400	400	M12	26,0	40,0	90,0	160,0	36,0	5

On-Off Cam Switches

Technical details

- Rated Current: 12 up to 160 A
Rated Voltage: 690 V
- Frequency: 50/60 Hz
- From Single to Sested Phases (Single to 6 Phases)




**All Type of
Automation Parts
Available...**



Please note: The information given is provided on the basis that errors, omissions and amendments are excepted. As part of the programme of on-going product development, OnElecs reserves the right to change product specifications without prior notice. All information provided is correct at the time of first publication, whether in digital or print form. Third party approvals where indicated may apply only to certain product sizes, please check with us for clarification. Application information and product data is provided for guidance only and does not constitute a warranty of any kind whether expressed or implied in respect of OnElecs products or their suitability for a particular purpose.



 Turkali Mah. Losbahce Sk. No.35/37
D.10 34357 Besiktas - Istanbul - Turkiye

 +90 5366486282

 www.onelecs.com

 sales@onelecs.com